

FB90D

Discover the pleasure of performance



- Max. Permitted weight 11 300 kg
- Maximum loading length 4,3 m
- Crane with a maximum reach of 7,5 m

Trailer FB90D

FTG Källefäll forest trailer FB90D has a loading capacity of 9 000 kg and a permissible total weight of 11 300 kg.

FB90D is a forestry trailer with a crane range from 5.1 m to 7.5 m of reach. It is suitable for transporting timber, firewood, pulpwood and other logs.

FB90D trailer has a double beam frame, straight drawbar with rotating towing eye Ø 50 mm, drawbar steering, stable protective gates, hydraulic telescopic support legs, boogie axle, toolbox with cover, sling loops for tension belt, 4 bunks with 8 stakes, wheels 400/60-15.5. FB90D trailer can also be equipped with a 2-wheel drive (Black Bruin, B240 hub motors) on the rear axle and its

own oil supply for optimum traction.

To meet the specific needs of each user and to expand the areas of use, FB90D trailers have a wide range of options and accessories.

FB90D combined with FTG Källefäll forestry crane offers high reliability and efficiency.

Suitable cranes:

- [FB51L](#) - [FB69T](#) - [P75T](#)
- [FB63T](#) - [P65](#) - [M65T](#)
- [FB63TS](#) - [P67T](#) - [M69T](#)

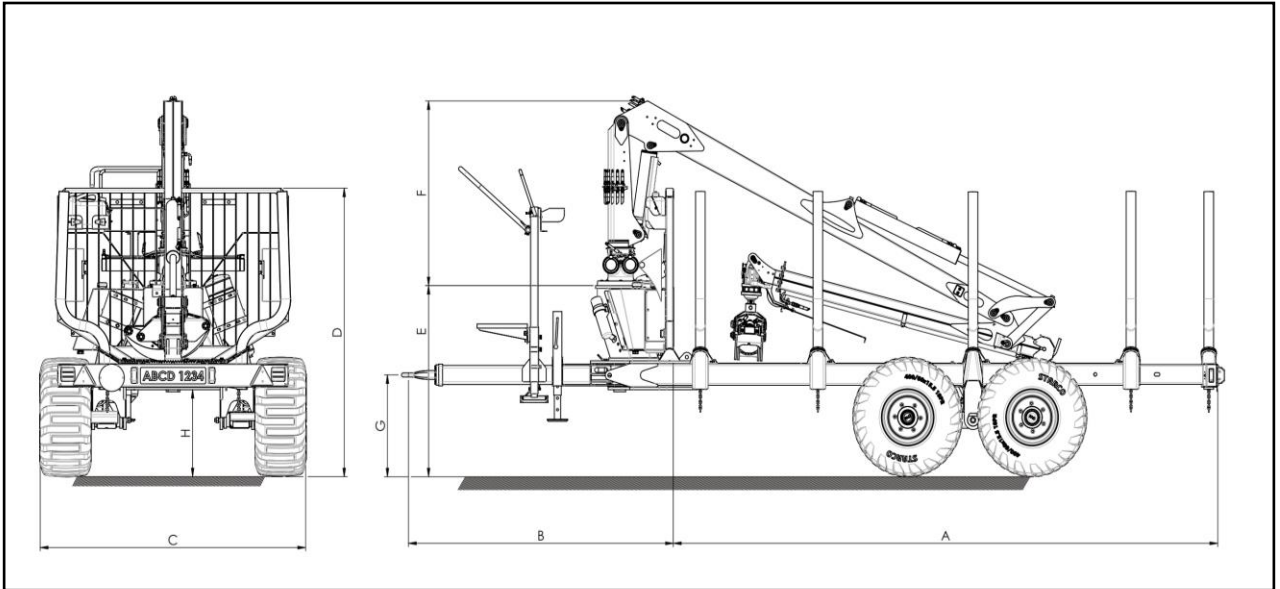
Technical characteristics

Trailer with standard equipment

<i>Parameter</i>	<i>FB90D</i>	<i>Parameter</i>	<i>FB90D</i>
Permitted weight*, kg	11 300	Wheels	400/60-15.5
Loading capacity, kg	9 000	Hydr. drawbar steering	1 cylinder (2 opt)
Load area, m ²	2	Hydr. support legs	Teleskopik
Weight*, kg	1 600	Bunks	4
Load length, m	3,7	Stakes	8
Frame, mm	160x80	WD system	Optional

* Weights may vary depending on the equipment and brakes

Technical drawings



<i>Trailer</i>	<i>Crane</i>	<i>Wheels</i>	<i>A</i>	<i>B</i>	<i>C</i>	<i>D</i>	<i>E</i>	<i>F</i>	<i>G</i>	<i>H</i>
FB90D / FB90D-2WD	FB51L	500/50-17	3865-4465	2000-2620	2330	2150	1435	1490	386-959	640
	FB63T		3865-4465	2000-2620	2330	2150	1435	1370	386-959	640
	FB63TS		3865-4465	2000-2620	2330	2150	1435	1370	386-959	640
	FB69T		3865-4465	2000-2620	2330	2150	1435	1370	386-959	640
	P65		3865-4465	2000-2620	2330	2150	1435	2000	386-959	640
	P67T		3865-4465	2000-2620	2330	2150	1435	1800	386-959	640
	P75T		3865-4465	2000-2620	2330	2150	1435	2000	386-959	640
	M65T		3865-4465	2000-2620	2330	2150	1435	1540	386-959	640
	M69T		3865-4465	2000-2620	2330	2150	1435	1580	386-959	640

* Dimensions may vary depending on the equipment






















Brake system options

- Hydraulic brakes
- Overrun brakes
- Overrun and hydraulic brakes
- Air brakes
- Air brakes 40 km/h approved

Drawbar options

- Downwards
- Straight
- Upwards

FB90D accessories

Independent hydraulic system		Toolbox with cover		Center beam protection	
Block valve for telescopic support legs		Operators platform with ladder		Operators platform with seat	
Parking leg		Parking wheel		Height adjustable parking leg	
Protective plates for support legs		Fuel tank holder with tank		Wheel support set	
Plywood floor lining		Frame extension		Registration plate light protection bar	
Insert plates		Stake connection		Stake extension	
Wheels 400/60-15.5 Traction profile		Wheels 480/45-17 Traction profile		Wheels 500/50-17 Traction profile	



FTG BALTIC UAB

Dūmų st. 3 K20
 LT-11119 Vilnius, Lithuania
 +370 5 246 23 18
sales.vilnius@ftgforest.com

For more information: www.ftgforest.com

By combining our Swedish heritage with constant innovation based on the needs of customers, we design forest trailers and cranes that impress by their consistently pleasant performance.

FTG Källefäll forest trailers can pass through challenging terrains and are robustly built to withstand tough grips in the forest. Trailers' capacity varies from 2,5 to 12 tones. Our trailers can be supplemented with telescopic cranes, ranging from 4,2 to 9,4 meters reach. Källefäll cranes are strong, fast, and easy to operate. We also offer a wide range of timber grapples and other accessories to meet different needs.