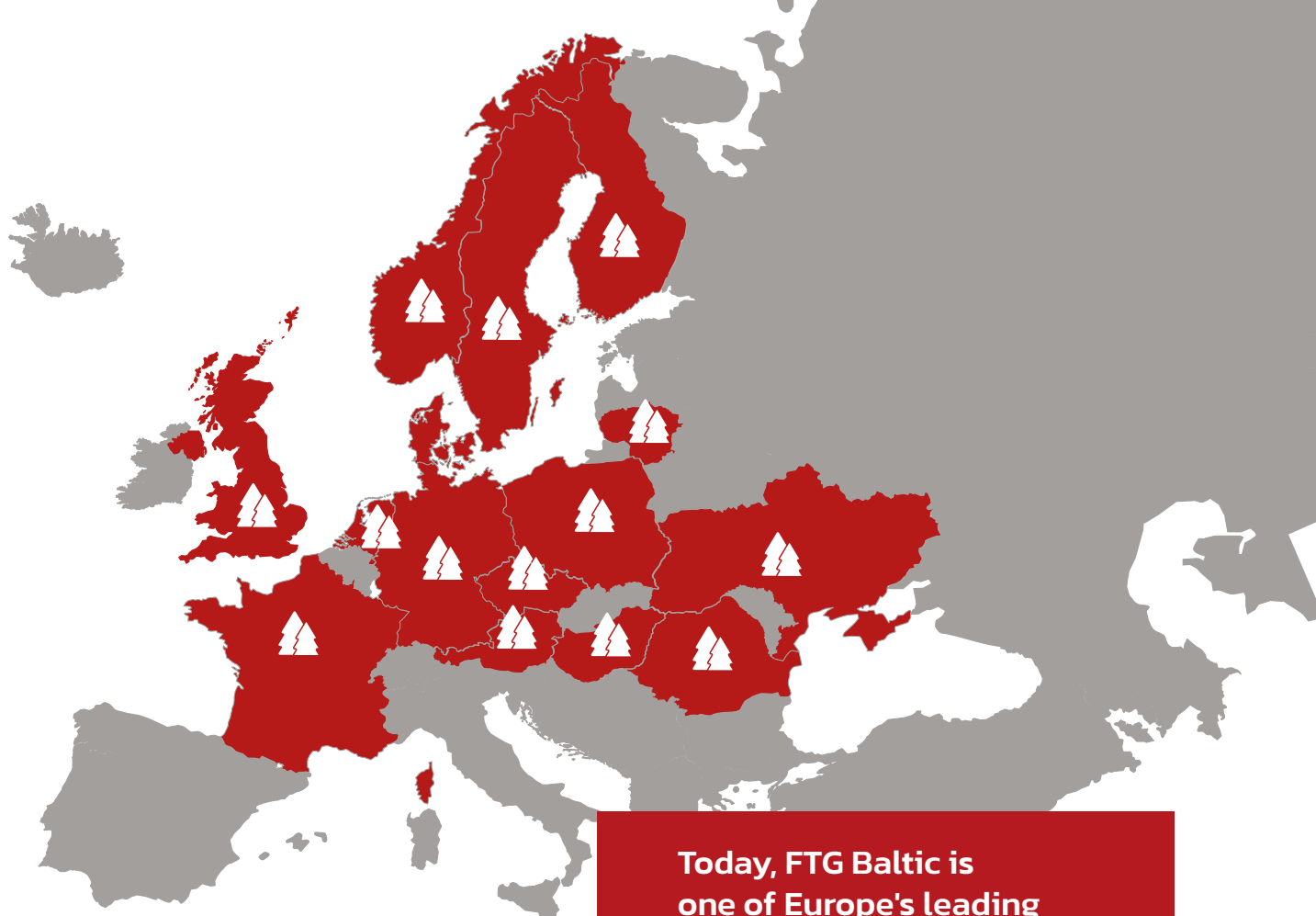


FORESTRY TRAILERS, CRANES AND ACCESSORIES

Discover the pleasure of performance





Norway / Sweden / Finland / Lithuania / Poland
Romania / Czech Republic / Austria / Hungary
Germany / Netherlands / France / Great Britain
Ukraine / Denmark

**Today, FTG Baltic is
one of Europe's leading
manufacturers of forestry
equipment**

FTG Baltic UAB is a manufacturing company founded in 1994 and situated in Vilnius. The company is one of the first manufacturers of forestry equipment in the Baltic States and particularly in Lithuania. Through long-term work in this field, FTG Baltic has successfully combined Swedish know-how, experience, and quality with competitive production possibilities in Lithuania. FTG Baltic UAB is a part of Bruks Siwertell Group AB.

Today the company offers a wide range of forestry trailers, cranes, road graders, grapples, winches, and other accessories under the well-known brand KÄLLEFALL. Everything is produced in a state-of-the-art production facility. Carefully selected materials and components that meet the high requirements of the customers together with specialists who have full focus on quality are two other cornerstones for secured product quality. The quality management of FTG Baltic

UAB is characterized by the latest criteria. The classification company Bureau Veritas Certification Holding SAS has certified the company according to the most recent quality management system requirements EN ISO 9001:2015 and our environmental management system which is compliant with EN ISO 14001:2015, in the scope of design, assembly, and development of forestry equipment and its accessories, together with our latest certification, in Health & Safety Management, ISO 45001.

Today, FTG Baltic is one of Europe's leading manufacturers of forestry equipment, providing good-value, high-quality and flexible equipment for forest owners. Most products are exported to European and Scandinavian markets, where they make a huge contribution to safe and efficient forestry.



FTG Baltic UAB
Dūmų str. 3 K20, LT-11119 Vilnius, Lithuania
Phone: +370 5 246 2318
E-mail: sales.vilnius@ftgforest.com

Content

About the FTG Baltic UAB	2
Who we are?	4
Hello from FTG Källefäll	5
Källefäll trailers. Main features	6
Källefäll cranes. Main features	8
Trailer FB30D	11
Trailer FB50D	13
Trailer FB50	15
Trailer FB60	17
Trailer FB70	19
Trailer FB90	21
Trailer FB90D	23
Trailer FB100	25
Trailer FB120D	27
P Line Cranes	28
M Line Cranes	30
Technical data	32
Accessories	38
A word from the engineer	45
The Källefäll Story	46
Certifications	47

Who we are?

What is FTG Källefäll?

By combining our Swedish heritage with constant innovation based on the needs of customers, we design forest trailers and cranes that impress by their consistently pleasant performance.


Our product range:

FTG Källefäll forestry trailers can pass through challenging terrains and are robustly built to withstand tough grips in the forest. Trailers' capacity varies from 3 to 12 tons. Our trailers can be combined with cranes, ranging from 4.2 to 9.4 meters reach.

Källefäll cranes are strong, fast, and easy to operate. We also offer a wide range of timber grapples and bulk material buckets to meet different needs.

Where can you find FTG Källefäll?

Ask for Källefäll trailers and cranes at one of our many dealerships across Europe. Check our list of official representatives on our website www.ftgkallefall.com and contact them directly or let us know your needs and we will direct you to the closest dealer. If you are a dealer and would like to work with us, we are always happy to discuss potential partnerships.



Hello from FTG Källefäll

Dear forest lover,

We are happy to present to you this new FTG Källefäll product catalogue. Here, you will find all the information you need to decide which forestry trailer and crane that is best suited to your needs and will give you the performance you want.

If you are a returning buyer, thanks for trusting Källefäll. You will notice we've made a number of improvements since your last purchase. They are all made based on the feedback we get from dealers and their clients, so hopefully, you will feel the pleasant changes.

All the new readers we'd like to welcome and thank you for your interest in our forestry equipment. Don't hesitate to talk with your local dealer and ask him to see the actual equipment – it will surely help you to make the best decision.

FTG Källefäll meets you with some visual changes. Carrying the Källefäll name reminds us of our Swedish heritage and symbolizes our constant effort to bring you high-quality equipment, which is enjoyable to use. It is our responsibility to provide you with the means to properly take care of the forest – it doesn't matter where it is, what terrain, or other conditions.

If you have any feedback for us, do not hesitate to share it with your local dealer or contact us directly.

The Källefäll team at FTG Baltics

A good day in a forest is when all the work goes well. By constantly improving our trailers and cranes we seek to make it not only productive but also a pleasant experience.

Källefall trailers

Main features

Single beam frame design – flexible for twisting – best in the forest.

Easily accessible greasing points for a smooth maintenance of the trailer and crane.

Thick stakes are strong enough for any load and secured in place by safety chains.

“Easy-climbing” bogies – thanks to longer wheel-to-centre pin distance and specific design it is easier to overcome obstacles like stumps or stones.

Diverse brake systems available for all trailers.

Selection of different size wheels and tire types for various terrains.

Bogies with wide central bushing ensure high durability & long service-free operation.

Strong, fully retractable telescopic support legs with safely protected inside cylinders, well-routed hoses, and safety lock at a closed position ensures perfect stability at work.





Operator platforms available standing or with seat for the best convenience.

Robust gate design on trailer ensures trust-worthy strength & reliability.

Independent hydraulic system with oil tank and protected pump when oil flow from the tractor is insufficient.

Various types of drawbars to suit height requirements.

A broad range of accessories makes use of the equipment more convenient.

Practical toolboxes on both sides to store tools you may need are available as optional extras.

The frame steering – which helps the trailer to “stay on track” in the forest. Hydraulic cylinders and hoses are well protected – this is important as this is the most damaged exposed point on the trailer.

Källefäll cranes | FB Line

Main features

Service-friendly solutions for hose & wear parts change-out. Clean design – all hoses are well protected in booms. Minimal risk of damages – no unnecessary stops during work. High reliability – bushings at all turning points.

Thanks to special (varying) geometry and utilization of high strength steel, crane arms feature desired strength & reduced weight.

Main boom ready for winch fitting. Winch – an important tool for effective work – extends the working range making it easier to collect logs.

Well protected lift cylinder thanks to smart “rod-down” positioning behind & below the gate.

Slew motor features die-cast iron housing, top bronze bushing & bottom spherical bearing and, thus provides high torque, durability & longer fault-free operation.





A well proven linkage system between 1st & 2nd booms ensures best movement geometry and thus - higher work efficiency.

Steel hydraulic tubes on top of telescope arm instead of hoses & flat hose protection sleeve for improved wear resistance and protection.

Well-protected hoses for long-run damage-free operation.

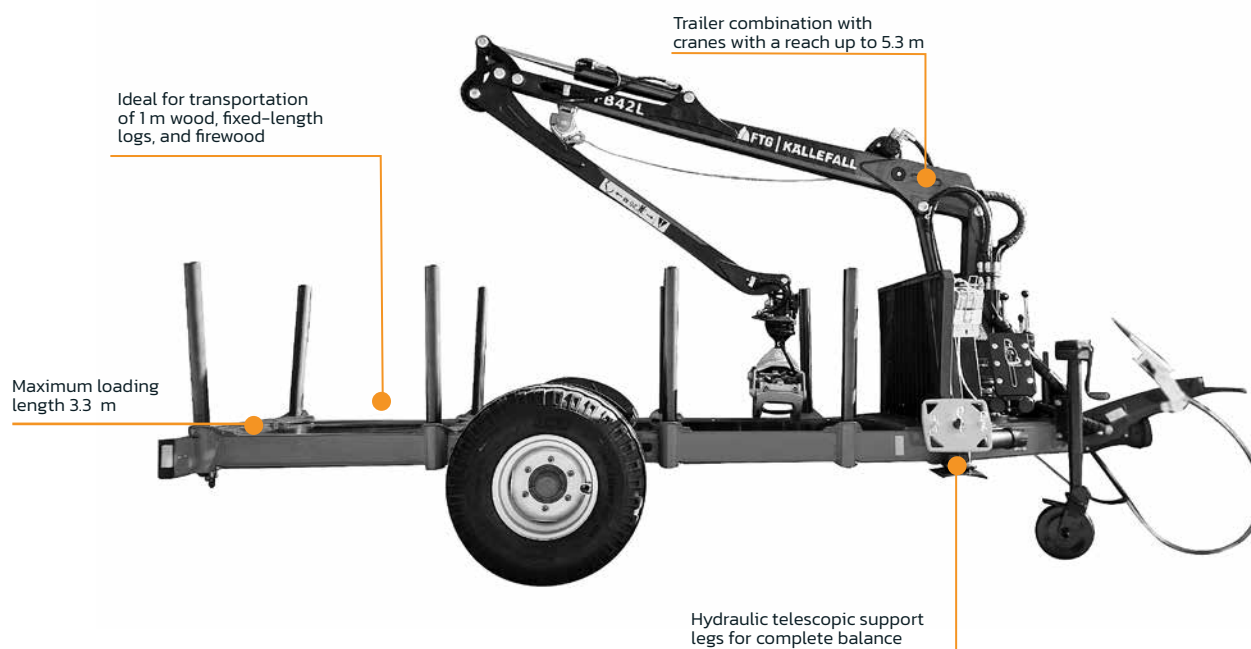
Rotator link with pending brake comes as standard for most of the cranes.

Strong and lightweight grapples are made of quality high strength steel to ensure durability and reliability.



**Trailer with a
loading capacity of
3 tons and double beam
frame**

Trailer FB30D



The FB30D single-axle forestry trailer has a double beam frame, stable protective grille, fixed straight drawbar without steering (top or bottom hitch), telescopic A-support with internal cylinders, control block holder, mudguard for tyres, stanchion fastening, sling loops for tension belt, 2 rear stanchion pockets for transverse loading, permanently mounted LED rear lights with licence plate protection, 4 pairs of stakes with 8 straight stakes, 11.5/80–15.3 tyres with grooved profile and valve protection. The FB42L forestry crane is equipped with slew motor with 4 slewing cylinders, it has a linkage system and comes together with 3 ton rotator, rotator link without pending brake, the connection of hydraulic hoses to the rotator and grapple FB120.

Technical specifications

Trailer FB30D

Permissible total weight* / Load volume / Load capacity	5 000 kg / 3.0 m³ / 3 000 kg
Load length, m	3.3
Wheels	11.5/80–15.3
Brakes	Hydraulic

*depends on brake system

Cranes

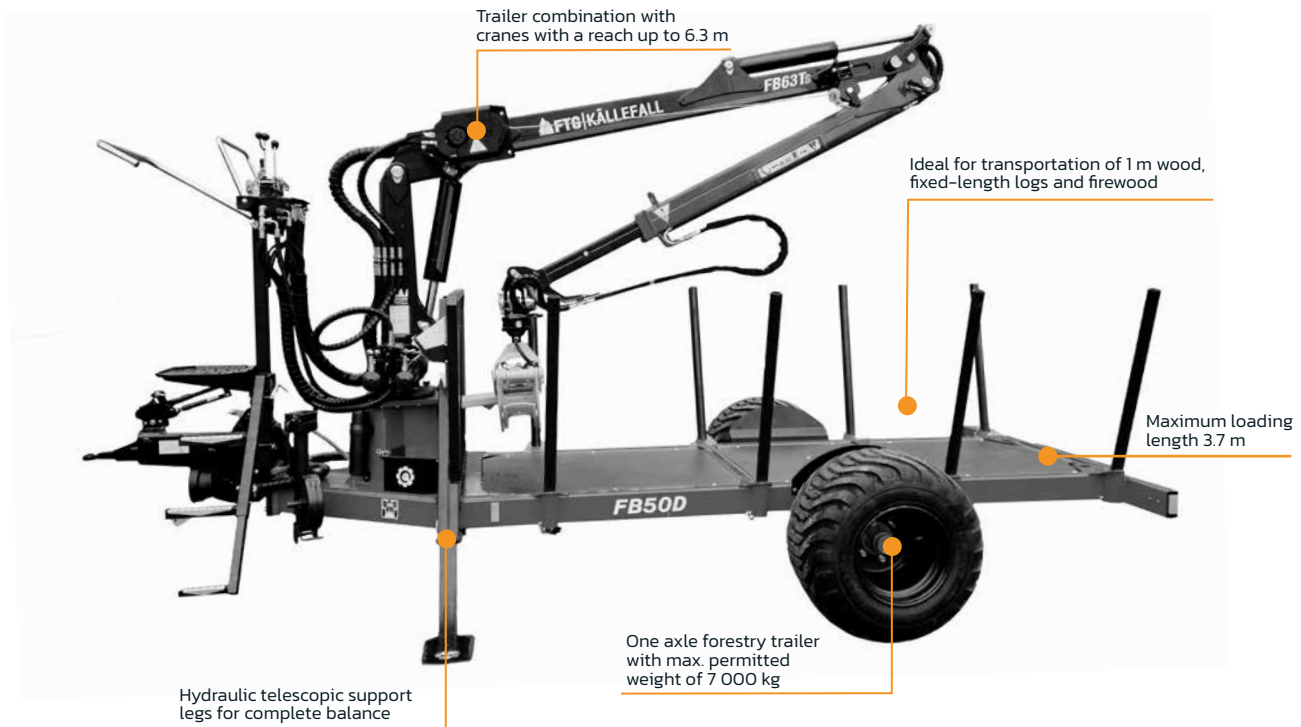
Model	FB42L	FB47L	FB53T
Reach, m	4.2	4.7	5.3
Lift capacity at max. reach (net), kg	500	590	510
Lift capacity at 4 m, kg	520	625	700
Telescopic extension	–	–	1.12
Valve block, type	Mechanical (2-lever / 3-coord.)		

Independent hydraulic system kit is available



**Trailer with double
beam frame and a
loading capacity of
5 tons**

Trailer FB50D



Standard one axle forestry trailer FB50D has a double beam frame, fixed straight drawbar, solid crane base with hydraulic telescopic support legs, sling loops for tension belt, integrated LED lights and license plate lights, 4 fixed bunks with 8 stakes, and 400/60–15.5 wheels. Standard loading crane FB63TS is equipped with slew motor with 4 slewing cylinders, it has a linkage system and comes with 3 ton rotator, rotator link with pending brake, the connection of hydraulic hoses to the rotator and grapple FB160.

Technical specifications

Trailer FB50D

Permissible total weight* / Load volume / Load capacity	7 000 kg / 5.9 m³ / 5 000 kg
Load length, m	3.7
Wheels	400/60–15.5
Brakes	Hydraulic, Pneumatic

*depends on brake system

Cranes

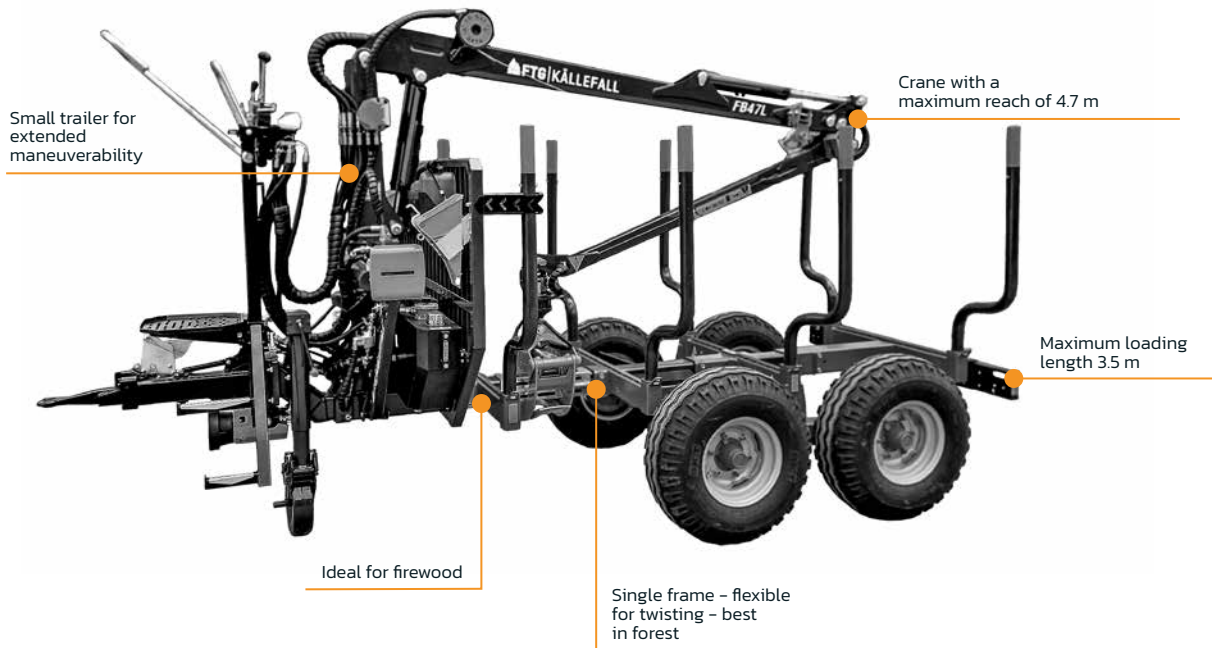
Model	FB42L	FB47L	FB51L	FB53T	FB63T	FB63TS
Reach, m	4.2	4.7	5.1	5.3	6.3	6.3
Lift capacity at max. reach (net), kg	500	590	640	510	455	600
Lift capacity at 4 m, kg	520	625	725	700	680	860
Telescope	–	–	–	1.12	1.36	1.36
Valve block, type	Mechanical (2-lever / 3-coord.)					

Independent hydraulic system kit is available

Trailer FB50



Trailer FB50



The standard forestry trailer FB50 has a central beam frame, straight drawbar with rotating towing eye Ø50 mm, solid crane base with hydraulically foldable support legs, welded on sling loops for tension belt, 2 adjustable bunks with 4 stakes, and 11.5/80-15.3 wheels. Standard loading crane FB42L is equipped with a slewing motor with 4 slewing cylinders, 3 ton rotator, rotator link without pending brake, the connection of hydraulic hoses to the rotator and grapple FB120.

**Trailer with a
loading capacity
of 5 tons**

Technical specifications

Trailer FB50

Permissible total weight* / Load volume / Load capacity	6 300 kg / 4.9 m³ / 5 000 kg
Load length, m	3.0 / 3.5 (with extension)
Wheels	11.5/80-15.3
Brakes	Hydraulic, Pneumatic

*depends on brake system

Cranes

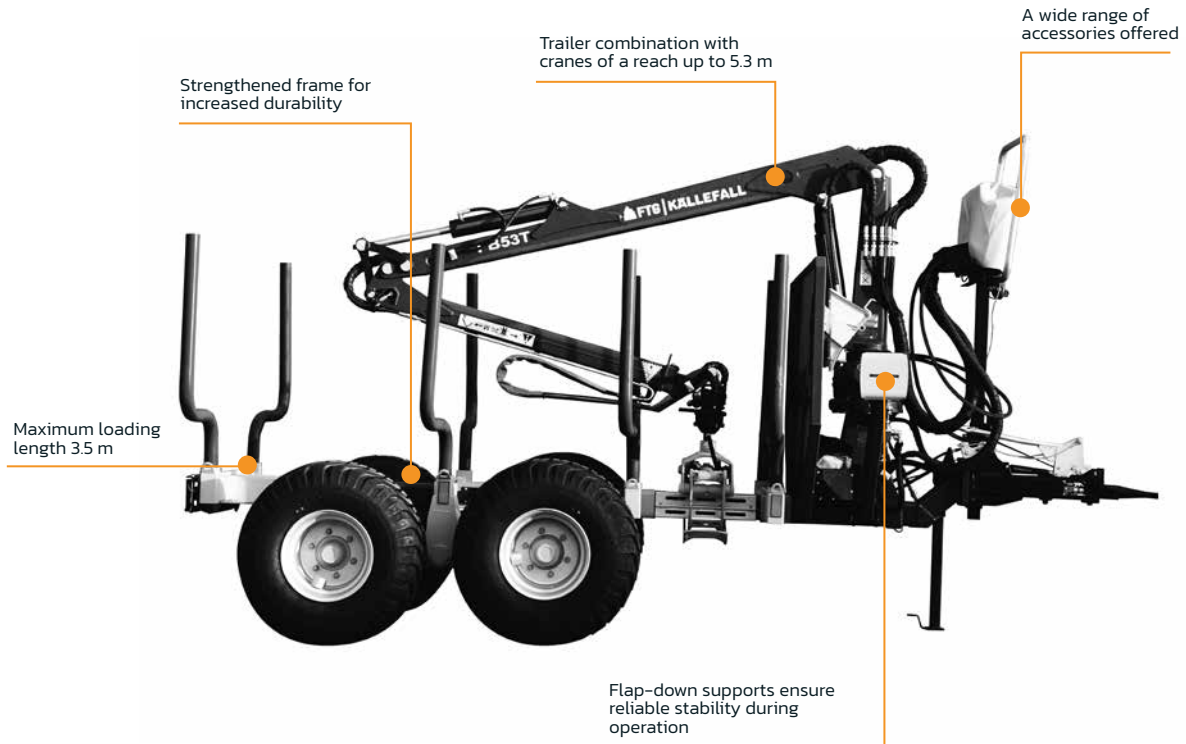
Model	FB42L	FB47L
Reach, m	4.2	4.7
Lift capacity at max. reach (net), kg	500	590
Lifting capacity at 4 m, kg	520	625
Telescope	-	-
Valve block, type	Mechanical (2-lever / 3-coord.)	

Independent hydraulic system kit is available



**Trailer with a
loading capacity
of 6 tons**

Trailer FB60



The standard forestry trailer FB60 has a central beam frame, straight drawbar with rotating towing eye Ø50 mm, solid crane base with hydraulically foldable support legs, welded on sling loops for tension belt, 2 adjustable bunks with 4 stakes, and 11.5/80–15.3 wheels. Standard loading crane FB53T is equipped with a slewing motor with 4 slewing cylinders, 3 ton rotator, rotator link with pending brake, the connection of hydraulic hoses to the rotator and grapple FB160.

Technical specifications

Trailer FB60

Permissible total weight* / Load volume / Load capacity	7 550 kg / 6.1 m³ / 6 000 kg
Load length, m	2.9 / 3.5 (with extension)
Wheels	11.5/80–15.3
Brakes	Hydraulic, Pneumatic

*depends on brake system

Cranes

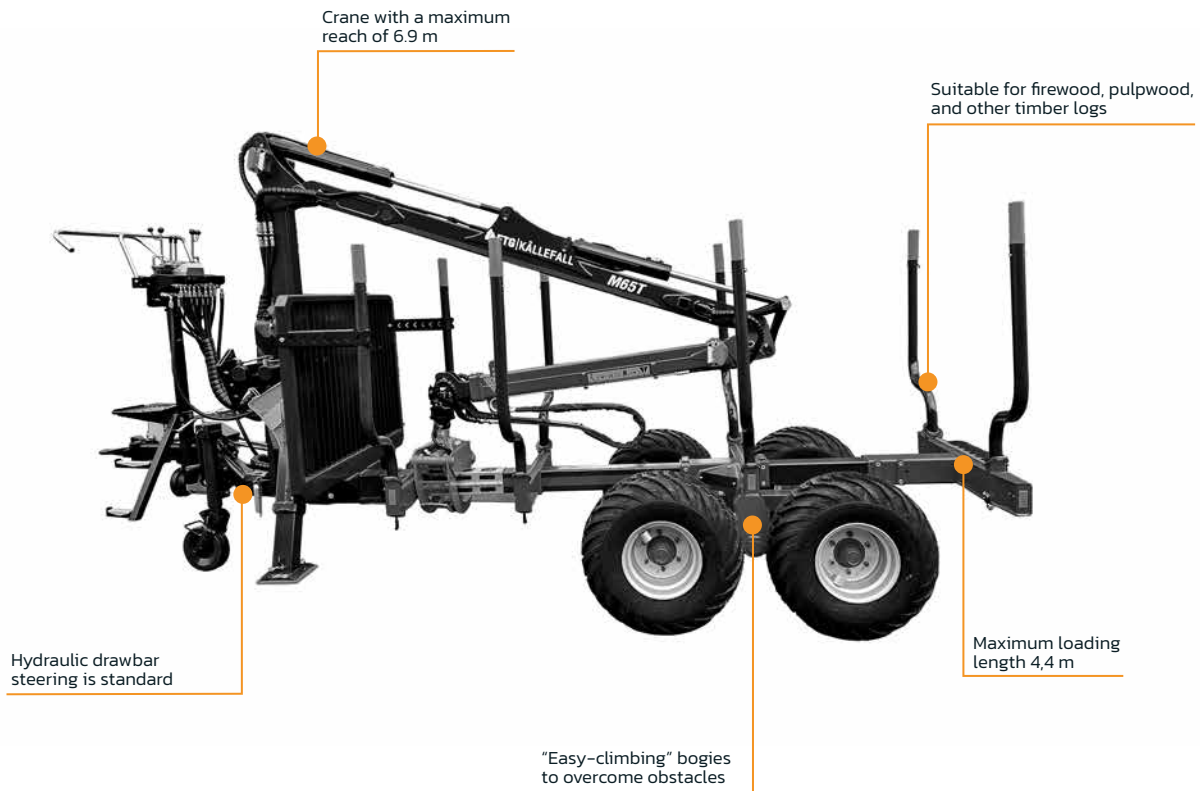
Model	FB47L	FB51	FB53T
Reach, m	4.7	5.1	5.3
Lift capacity at max. reach (net), kg	590	510	510
Lifting capacity at 4 m, kg	625	565	700
Telescope	–	–	1.12
Valve block, type	Mechanical (2-lever / 3-coord.)		

Independent hydraulic system kit is available

**Trailer with a loading
capacity of 7 tons**



Trailer FB70



The standard forestry trailer FB70 has a central beam frame, straight drawbar with rotating towing eye Ø50 mm, hydraulic drawbar steering, solid crane base, hydraulic telescopic support legs, welded on sling loops for tension belt, 2 adjustable bunks with 4 stakes, and 11.5/80–15.3 wheels. The FB70 trailer can also be equipped with a 2-wheel drive (Black Bruin hub motors B240) on the rear axle and its own oil supply for optimal tractive power. Standard loading crane FB53T is equipped with a slewing motor with 4 slewing cylinders, 3 ton rotator, rotator link with pending brake, the connection of hydraulic hoses to the rotator and grapple FB160.

Technical specifications

Trailer FB70

Cranes

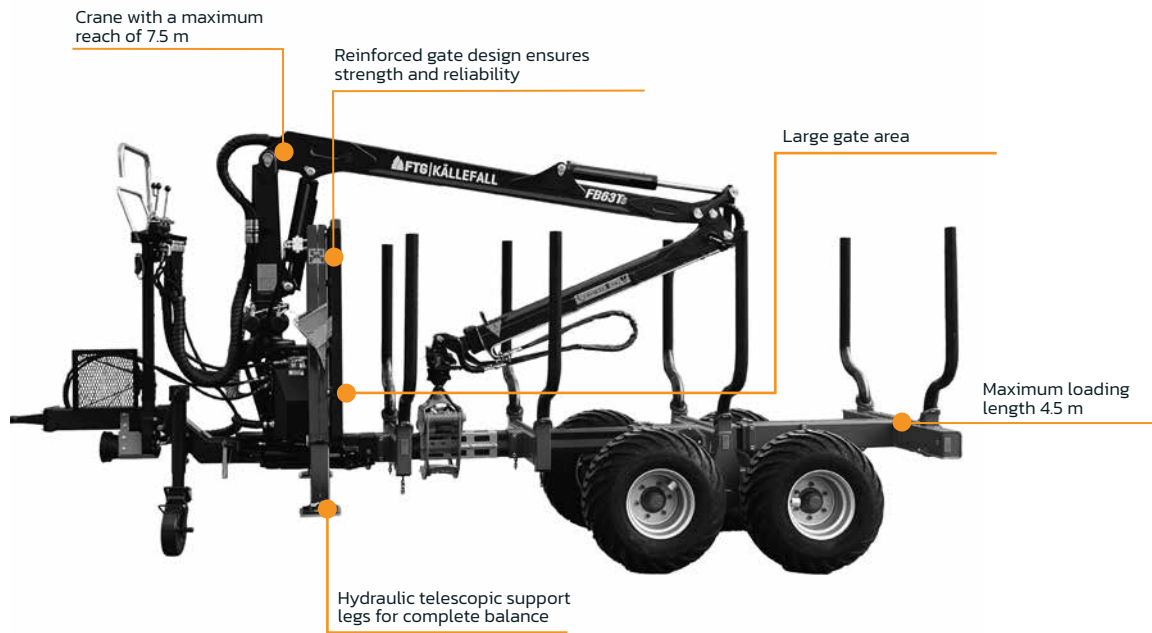
Permissible total weight* / Load volume / Load capacity	9 000 kg* / 8.4 m³ / 7 000 kg	Model	FB51L	FB53T	FB63T	FB63TS	FB69T	M65T	P52	P57	P67T
Load length, m	3.8 / 4.4 (with extension)	Reach, m	5.1	5.3	6.3	6.3	6.9	6.5	5.2	5.7	6.7
Wheels	11.5/80–15.3	Lift capacity at max. reach (net), kg	640	510	455	600	490	280	400	450	340
Brakes	Hydraulic, Pneumatic	Lifting capacity at 4 m, kg	725	700	680	860	800	675	550	705	625
Wheel drive	2-WD with Black Bruin B240 hydraulic hub-motors (optional)	Telescope	–	1.12	1.36	1.36	1.50	1.36	–	–	1.36
		Valve block, type	Mechanical (2-lever / 3-coord.)								

*depends on brake system

Independent hydraulic system kit is available



Trailer FB90



The standard forestry trailer FB90 has a central beam frame, straight drawbar with rotating towing eye Ø50 mm, hydraulic drawbar steering, solid crane base, hydraulic telescopic support legs, welded on sling loops for tension belt, 3 adjustable bunks with 6 stakes and 400/60-15.5 wheels. The trailer can also be equipped with a 2-wheel drive (Black Bruin hub motors B240) on the rear axle and its own oil supply for optimal tractive power. Standard loading crane FB63T is equipped with slew motor with 4 slewing cylinders, linkage system, telescopic boom and comes with 3 ton rotator, rotator link with pending brake, the connection of hydraulic hoses to the rotator and grapple FB160.

Trailer with a loading capacity of 9 tons and single beam frame

Technical specifications

Trailer FB90

Permissible total weight* / Load volume / Load capacity	11 300 kg* / 9.0 m³ / 9 000 kg
Load length, m	3.8 / 4.5 (with extension)
Wheels	400/60-15.5
Brakes	Hydraulic, Pneumatic
Wheel drive	2-WD with Black Bruin B240 hydraulic hub-motors (optional)

*depends on brake system

Cranes

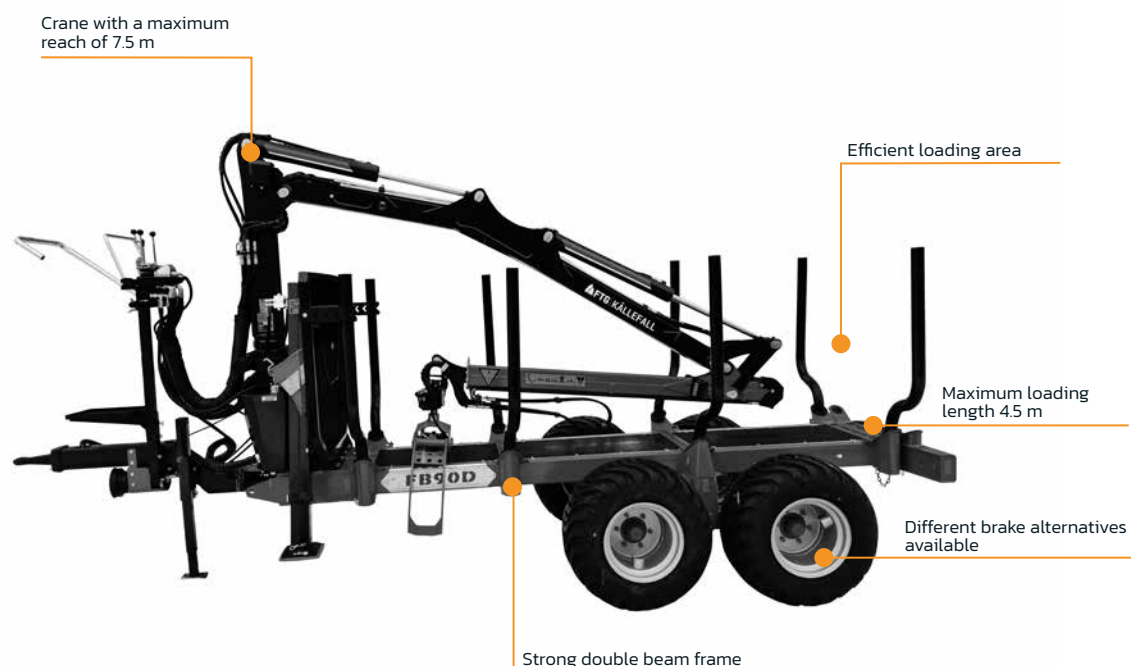
Model	FB63T	FB63TS	FB69T	M65T	M69T	P65	P67T	P75T
Reach, m	6.3	6.3	6.9	6.5	6.9	6.5	6.7	7.5
Lift capacity at max. reach (net), kg	455	600	490	280	450	500	340	390
Lifting capacity at 4m, kg	680	860	800	675	900	950	625	900
Telescope	1.36	1.36	1.50	1.36	1.50	-	1.36	1.50
Valve block, type	Mechanical (2-lever / 3-coord.)							

Independent hydraulic system kit is available



Trailer with a loading capacity of 9 tons and a double beam frame

Trailer FB90D



The standard forestry trailer FB90D has a double beam frame, straight drawbar with rotating towing eye Ø50 mm, hydraulic drawbar steering, solid crane base, hydraulic telescopic support legs, welded on sling loops for tension belt, 4 bunks with 8 stakes, and 400/60-15.5 wheels. The trailer can also be equipped with a 2-wheel drive (Black Bruin hub motors B240) on the rear axle and its own oil supply for optimal tractive power. Standard loading crane FB69T is equipped with slew motor with 4 slewing cylinders, linkage system, telescopic boom and comes together with 3 ton rotator, rotator link with pending brake, the connection of hydraulic hoses to the rotator and grapple FB190.

Technical specifications

Trailer FB90D

Permissible total weight* / Load volume / Load capacity	11 300 kg* / 9.0 m³ / 9 000 kg
Load length, m	3.8 / 4.5 (with extension)
Wheels	400/60-15.5
Brakes	Hydraulic, Pneumatic
Wheel drive	2-WD with Black Bruin B240 hydraulic hub-motors (optional)

*depends on brake system

Cranes

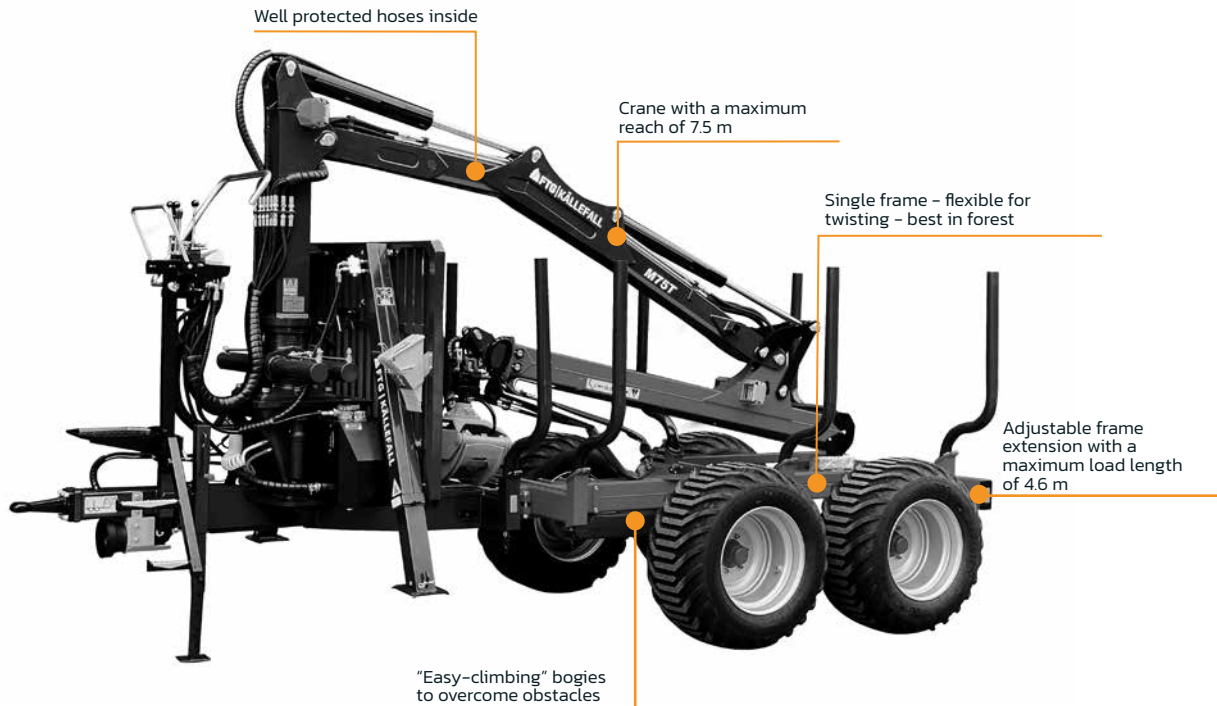
Model	FB63T	FB63TS	FB69T	FB73T	M65T	M69T	M75T	P65	P67T	P75T
Reach, m	6.3	6.3	6.9	7.3	6.5	6.9	7.5	6.5	6.7	7.5
Lift capacity at max. reach (net), kg	455	600	490	680	280	450	500	500	340	390
Lifting capacity at 4m, kg	680	860	800	1090	675	900	1100	950	625	900
Telescope	1.36	1.36	1.50	1.80	1.36	1.50	1.80	-	1.36	1.50
Valve block, type	Mechanical (2-lever / 3-coord.)									

Independent hydraulic system kit is available



**Trailer with a loading
capacity of 10 tons**

Trailer FB100



The standard forestry trailer has a central beam frame with adjustable frame extension, straight drawbar with rotating towing eye Ø50 mm, hydraulic drawbar steering, solid crane base, hydraulic telescopic support legs, toolboxes, integrated LED lights, and license plate lights, sling loops for tension belt, 3 bunks with 6 stakes and 400/60-15.5 wheels. The trailer can also be equipped with a 2-wheel drive (Black Bruin hub motors B250) on the rear axle and its own oil supply for optimal tractive power. Standard loading crane FB73T is equipped with slew motor with 4 slewing cylinders, linkage system, telescopic boom and comes together with 4 ton rotator, rotator link with pending brake, the connection of hydraulic hoses to the rotator, grapple FB19OWF and the connection of hydraulic hoses to the crane column.

Technical specifications

Trailer FB100

Permissible total weight* / Load volume / Load capacity	13 000 kg* / 10.1 m³ / 10 000 kg
Load length, m	4.0 / 4.6 (movable frame extension)
Wheels	400/60-15.5
Brakes	Hydraulic, Pneumatic
Wheel drive	2-WD with Black Bruin B250 Hydraulic hub-motors (optional)

* depends on brake system

Cranes

Model	FB63T	FB63TS	FB69T	FB73T	M69T	M75T	P75T
Reach, m	6.3	6.3	6.9	7.3	6.9	7.5	7.5
Lift capacity at max. reach (net), kg	490	600	490	680	490	500	390
Lifting capacity at 4 m, kg	680	860	800	1090	900	1100	900
Telescope	1.36	1.36	1.50	1.80	1.50	1.80	1.50
Valve block, type	Mechanical (2-lever / 3-coord.)						

Independent hydraulic system kit is available



**Trailer with a loading
capacity of 12 tons and
double beam frame**

Trailer FB120D



The standard forestry trailer FB120D has a double beam frame, straight drawbar with rotating towing eye Ø50 mm, hydraulic drawbar steering, solid crane base with hydraulic flap-down support legs, foldable LED lights with license plate lights, pneumatic brake system on 4 wheels, stake fixation from fall-out, sling loops for tension belt, stake holder for 1-meter wood transportation, 4 pairs of stakes (8 stakes in total) and 500/50-17 wheels. The trailer can also be equipped with a 2-wheel drive (Black Bruin hub motors B250) on the rear axle and its own oil supply for optimal tractive power.

Crane Mv78T is equipped with a slew motor with 4 slewing cylinders, linkage system, telescopic boom, 6 ton rotator, hydraulic hose connection to the crane column and to the rotator, rotator link with pending brake and grapple FB260.

Technical specifications

Trailer FB120D

Permissible total weight* / Load volume / Load capacity	16 000 kg* / 12.2 m³ / 12 000 kg
Load length, m	4.2 / 5.1 (with extension)
Wheels	500/50-17
Brakes	Hydraulic, Pneumatic
Wheel drive	2-WD with Black Bruin B250 hydraulic hub-motors (optional)

* depends on brake system

Cranes

Model	FB69T	FB73T	M69T	M75T	Mv78T	Mv94T	P82T
Reach, m	6.9	7.3	6.9	7.5	7.8	9.4	8.2
Lift capacity at max. reach (net), kg	490	680	450	500	700	500	350
Lifting capacity at 4 m, kg	800	1090	900	1100	1400	1250	1000
Telescope	1.50	1.80	1.50	1.80	1.80	3.38	1.80
Valve block, type	Mechanical (2-lever / 3-coord.)						

Independent hydraulic system kit is available

P Line Cranes

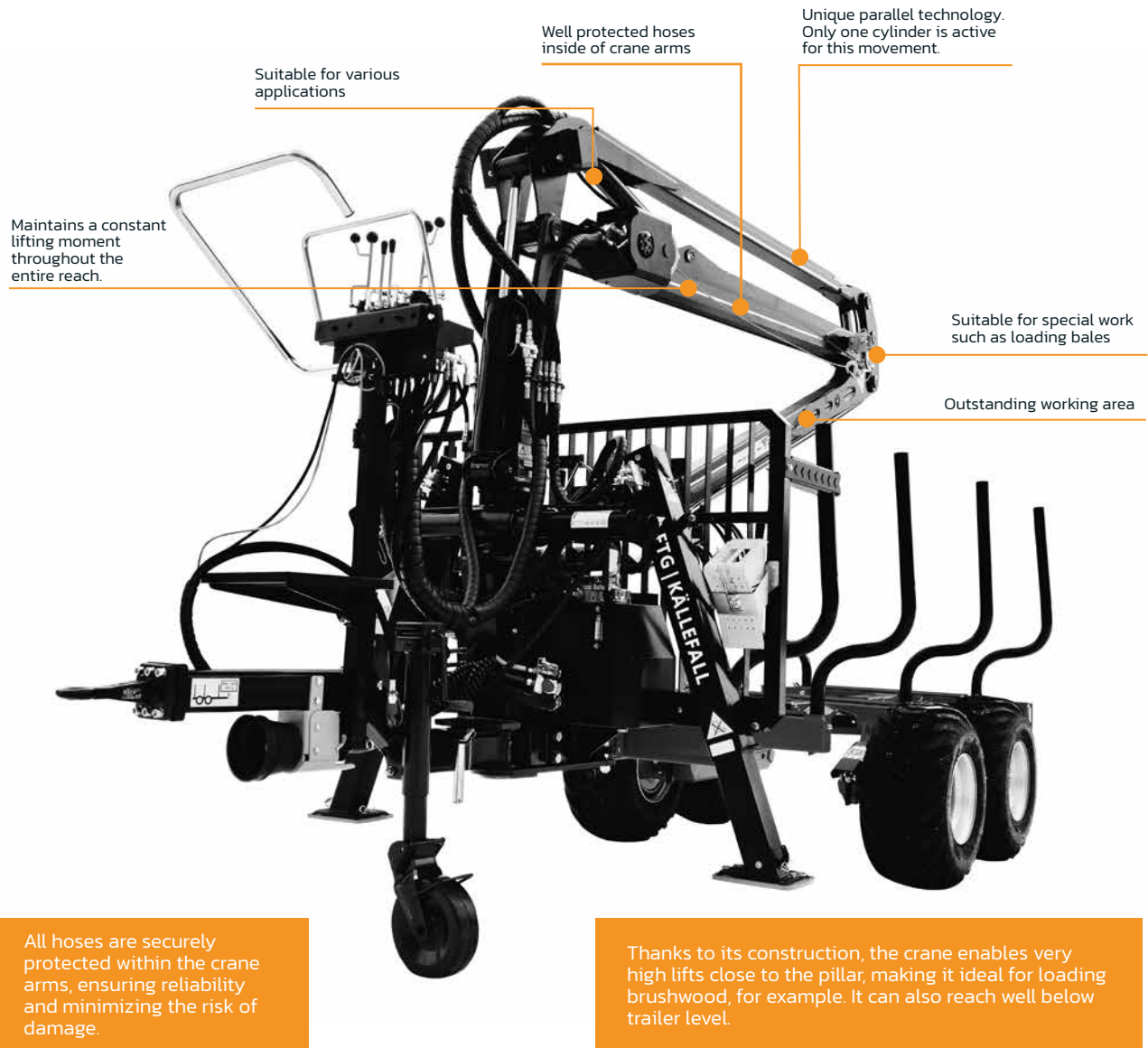
P52 P57 P65 P67T P75T P82T



FTG Källefäll P Line cranes come with high maneuverability and a robust construction for working hard in the forest. Cranes are powerful, fast, and easy to operate with low oil flow requirements. This results in lower fuel consumption and a better operator environment. Built by forest professionals for forest professionals. The combined experience and know-how create unique products for pleasant work in the forest.

- The unique parallel movement maintains a constant lifting moment across the entire range, with only one cylinder active throughout.
- Operates on low oil flow—60–65% less than a conventional crane—allowing you to run your tractor at lower RPM for improved fuel efficiency. This not only saves fuel but also benefits the environment.
- Parallel cranes make your work quick and efficient.
- Easy to control, the crane tip moves in a straight line.
- Stronger than an ordinary crane in the right working area.
- Enables high lifts even at close range.
- Suitable for other work tasks such as handling bags and round bales.
- Well protected hoses inside crane arms.

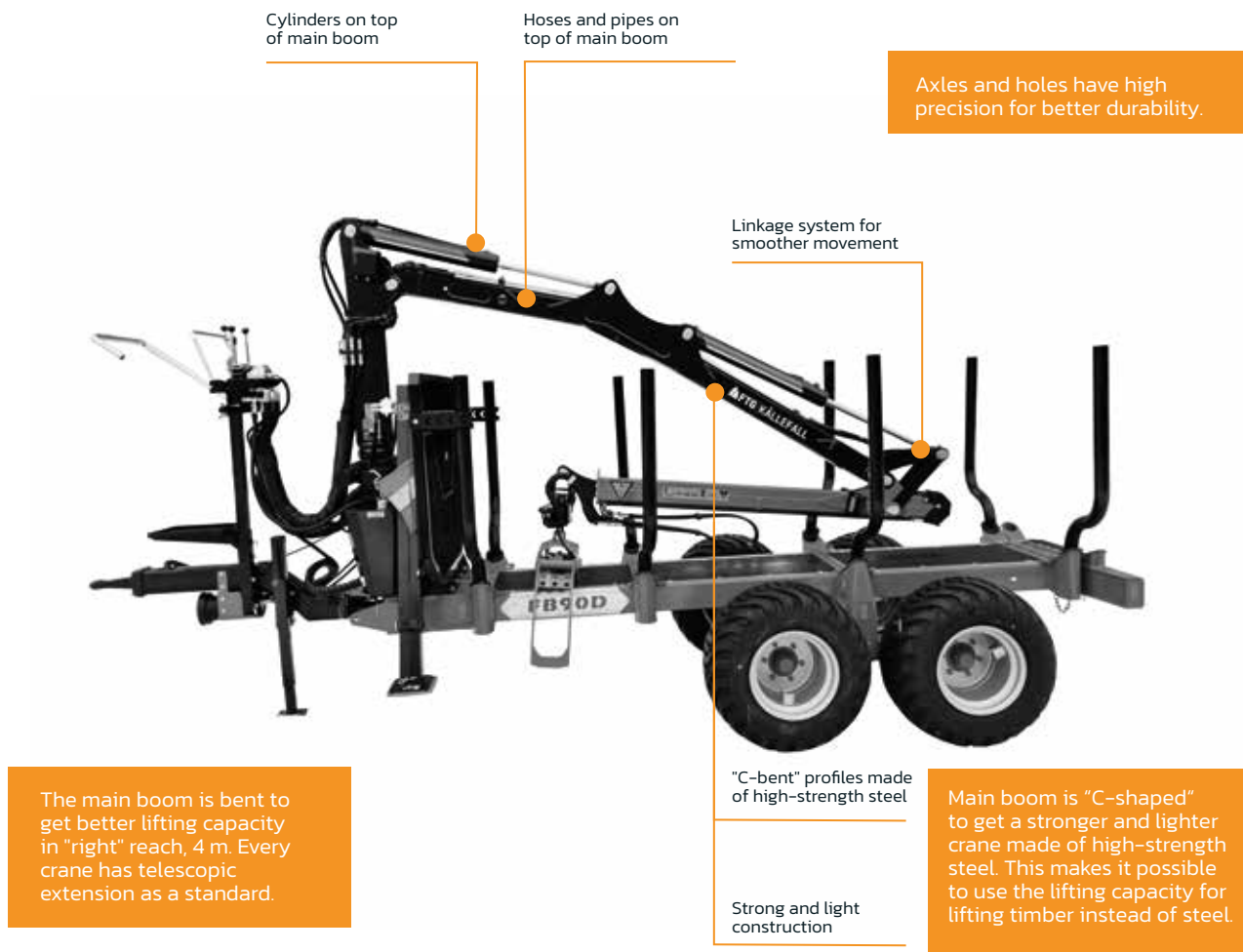
A parallel crane is quick and efficient. Runs on low oil flow, 60-65% less than a conventional crane. This makes it possible to lower the RPM and get better fuel economy and environment (both in cabin and global)



A photograph of a red and black AFTG KÄLLEFALL M Line crane mounted on a logging truck. The crane's boom is extended upwards and to the left, with the brand name 'AFTG KÄLLEFALL' visible on its side. The crane is equipped with a yellow grapple at the end of its arm. The truck is loaded with logs and is parked in a forest. The background shows a dense stand of tall, thin trees.

M Line Cranes

M65T M69T M75T Mv78T Mv94T



FTG Källefäll M Line cranes are powerful with unique features and long reaches. The M Line cranes were created and developed in Sweden. Built by forest professionals for forest professionals. The combined experience and know-how create unique products for pleasant performance in the forest.

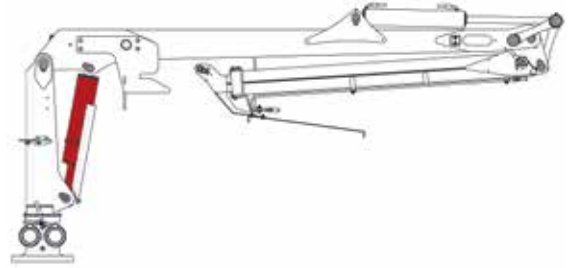
- All hoses are protected inside the crane arms, ensuring reliability and reducing the risk of damage.
- The lifting cylinder, positioned above the arm, provides optimal lifting capacity within the typical working range—about 4 meters from the slewmotor center. This design allows the lifting arm to maintain a slight upward angle for maximum lifting force, unlike cranes with an underside cylinder, where lifting power decreases as the arm rises.
- Hydraulic pipes are securely protected on top of the folding arm.
- An angled lifting arm enhances long-range lifting strength at ground level.
- Large selection of valve options (multilever to radio-controlled)
- The lifting cylinder is placed above the lifting arm for superior protection.

Technical specifications

The right crane for the right trailer

FB Line

Trailer / Crane	FB42L	FB47L	FB51	FB51L	FB53T	FB63T	FB63TS	FB69T	FB73T
FB30D	●	●	●		●				
FB50D	●	●		●	●				
FB50	●	●							
FB60		●	●		●				
FB70				●	●	●	●	●	
FB90				●		●	●	●	
FB90D				●		●	●	●	●
FB100						●	●	●	●
FB120D								●	●



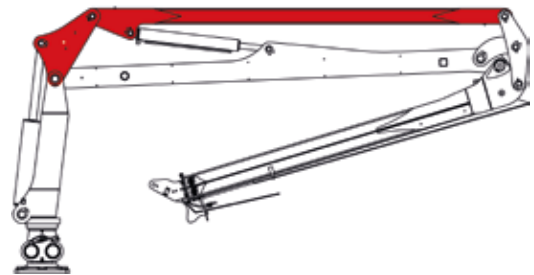
Technical characteristics | Crane FB Line (standard equipment)

Parameter/Model	FB42L	FB47L	FB51	FB51L	FB53T	FB63T	FB63TS	FB69T	FB73T
Reach, m	4.2	4.7	5.1	5.1	5.3	6.3	6.3	6.9	7.3
Linkage system	Yes	Yes	No	Yes	Yes	Yes	Yes	Yes	Yes
Telescope extension, m	-	-	-	-	1.12	1.36	1.36	1.50	1.80
Lifting capacity (gross), kNm	25	28	32	39	32	39	47	47	70
Lifting capacity (Net), kNm	20.4 (4 m)	24.5 (4 m)	26 (5 m)	33 (5 m)	27 (5 m)	31 (5 m)	37 (6 m)	37 (6 m)	50 (6 m)
Lifting capacity at max reach, kg	500	590	510	640	510	455	600	490	680
Lifting capacity at 4 m, kg	520	625	565	725	700	680	860	800	1090
Slew torque, kNm	4.0	8.5	8.5	11	8.5	11	11	11	16
Slewing angle, °	360								
Total weight, kg	400	465	555	608	555	680	685	710	950
Oil flow, l/min	20-30	20-30	20-30	20-30	25-35	30-40	35-40	40-50	40-60
Rotator, type	3 t	3 t	3 t	3 t	3 t	3 t	3 t	3 t	4 t
Rotator link, type	Without pending brake				With pending brake				
Grapple, type	FB120	FB160	FB160	FB160	FB160	FB160	FB160	FB190	FB190WF
Valve block, type	Mechanical (2-Lever / 3-Coord.)								
Working pressure, bar	185								190

Technical specifications

P Line

Trailer / Crane	P52	P57	P65	P67T	P75T	P82T
FB30D						
FB50D						
FB50						
FB60						
FB70	●	●		●		
FB90			●	●	●	
FB90D			●	●	●	
FB100					●	
FB120D						●



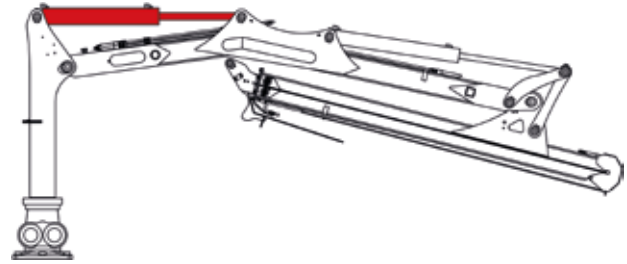
Technical characteristics | P Line Cranes (standard equipment)

Parameter/Model	P52	P57	P65	P67T	P75T	P82T
Reach,m	5.2	5.7	6.5	6.7	7.5	8.2
Linkage system	Yes	Yes	Yes	Yes	Yes	Yes
Telescope extension, m	-	-	-	1.36	1.50	1.80
Lifting capacity (gross), kNm	28	34	43	34	43	48
Lifting capacity (net), kNm	23	28.5	32.5	27	29	29
Lifting capacity at max reach, kg	450	500	500	400	390	350
Lifting capacity at 4 m, kg	550	705	950	625	900	1000
Slew torque, kNm	8.5	8.5	11	8.5	11	15
Slewing angle, °	360					
Total weight, kg	520	540	850	620	900	1060
Oil flow, l/min	20-25	25-30	30-35	30-35	35-40	40-60
Rotator, type	3 t	3 t	3 t	3 t	3 t	4 t
Rotator link, type	Without pending brake			With pending brake		
Grapple, type	FB160	FB160	FB190WF	FB160	FB190WF	FB260
Valve block, type	Mechanical (2-Lever / 3-Coord.)					
Working pressure, bar	185					

Technical specifications

M Line

Trailer / Crane	M65T	M69T	M75T	Mv78T	Mv94T
FB30D					
FB50D					
FB50					
FB60					
FB70	●				
FB90	●	●			
FB90D	●	●	●		
FB100		●	●		
FB120D		●	●	●	●

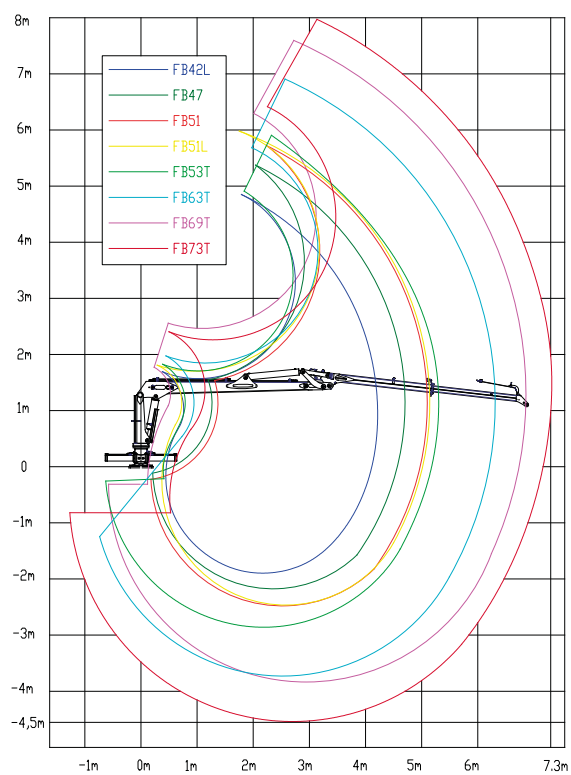


Technical characteristics | M Line Cranes (standard equipment)

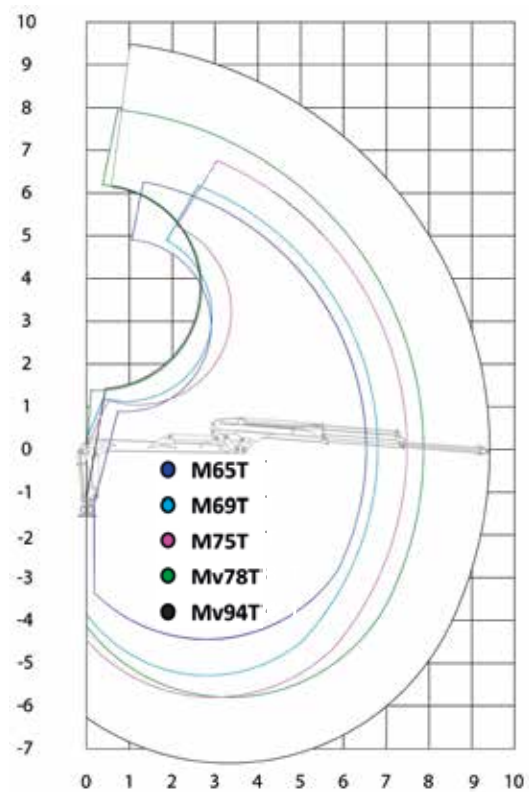
Parameter/Model	M65T	M69T	M75T	Mv78T	Mv94T
Reach,m	6.5	6.9	7.5	7.8	9.4
Linkage system	Yes	Yes	Yes	Yes	Yes
Telescope extension,m	1.36	1.50	1.80	1.80	3.38
Lifting capacity (gross), kNm	25	43	55	81	81
Lifting capacity (net), kNm	19.5	31.5	37.5	52	47
Lifting capacity at max reach,kg	280	450	500	675	500
Lifting capacity at 4 m, kg	675	900	1100	1400	1250
Slew torque, kNm	8,5	11	16	21	21
Slewing angle, °	360				
Total weight, kg	620	720	1070	1320	1400
Oil flow, l/min	25-35	35-50	40-60	70-90	70-90
Rotator, type	3 t	3 t	4 t	6 t	6 t
Rotator link, type	Without pending brake	With pending brake			
Grapple, type	FB160	FB160	FB190WF	FB260	FB260
Valve block, type	Mechanical (2-Lever / 3-Coord.)				
Working pressure, bar	185				

Technical data

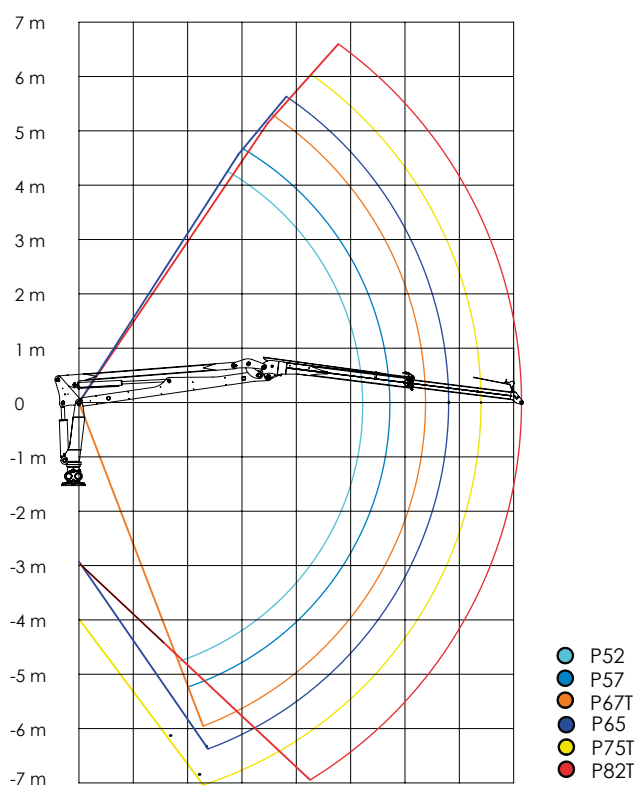
Crane reach diagram FB Line



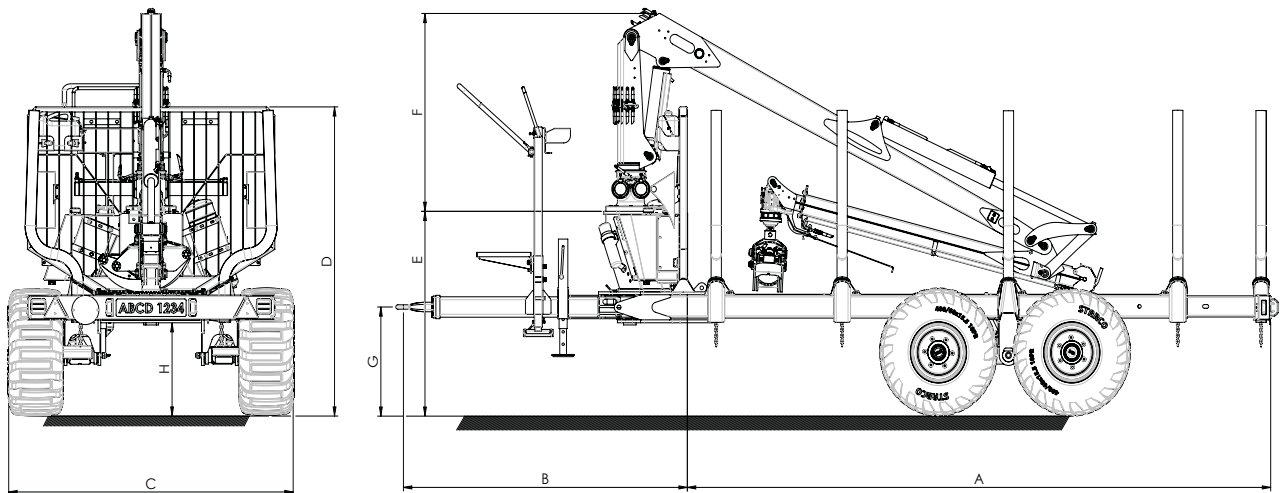
Crane reach diagram M Line



Crane reach diagram P Line



Technical specifications



Trailer	Crane	Wheels	A	B	C	D	E	F	G	H
FB30D	FB42L	11.5/80 -15.3	3297	1744	2010	1346	630	1230	377-773	478
	FB47L		3297	1744	2010	1346	630	1330	377-773	478
	FB53T		3297	1744	2010	1346	630	1330	377-773	478
FB50D	FB42L	400/60 -15.5	3660	1885	2100	1665	1100	1230	625-825	450
	FB47L		3660	1885	2100	1665	1100	1330	625-825	450
	FB51L		3660	1885	2100	1665	1100	1390	625-825	450
	FB53T		3660	1885	2100	1665	1100	1330	625-825	450
	FB63T(S)		3660	1885	2100	1665	1100	1360	625-825	400
FB50	FB42L	11.5/80 -15.3	2985-3485	1785-1860	1810	1770	1182	1230	448-815	530
	FB47L		2985-3485	1785-1860	1810	1770	1182	1330	448-815	530
FB60	FB47L	400/60-15.5	2985-3485	1785-1860	2010	1875	1195	1330	448-815	545
	FB51		2985-3485	1785-1860	2010	1875	1195	1350	448-815	545
	FB53T		2985-3485	1785-1860	2010	1875	1195	1330	448-815	545
FB70 FB70-2WD	FB51L	400/60-15.5	3865-4165	1845-2475	2035	1950	1365	1350	407-864	625
	FB53T		3865-4165	1845-2475	2035	1950	1365	1330	407-864	625
	FB63T(S)		3865-4165	1845-2475	2035	1950	1365	1360	407-864	625
	FB69T		3865-4165	1845-2475	2035	1950	1365	1450	407-864	625
	M65T		3865-4165	1845-2475	2035	1950	1365	1800	407-864	625
	P52		3865-4165	1845-2475	2035	1950	1365	1600	407-864	625
	P57		3865-4165	1845-2475	2035	1950	1365	1800	407-864	625
	P67T		3865-4165	1845-2475	2035	1950	1365	1800	407-864	625
FB90 FB90-2WD	FB51L	400/60-15.5	3865-4465	2000-2620	2040	2175	1400	1390	386-959	640
	FB53T		3865-4465	2000-2620	2040	2175	1400	1330	386-959	640
	FB63T(S)		3865-4465	2000-2620	2040	2175	1400	1360	386-959	640
	FB69T		3865-4465	2000-2620	2040	2175	1400	1450	386-959	640
	M65T		3865-4465	2000-2620	2040	2175	1400	1600	386-959	640
	M69T		3865-4465	2000-2620	2040	2175	1400	1650	386-959	640
	P65		3865-4465	2000-2620	2040	2175	1400	2000	386-959	640
	P67T		3865-4465	2000-2620	2040	2175	1400	1800	386-959	640
	P75T		3865-4465	2000-2620	2040	2175	1400	2000	386-959	640

*Measurements may vary depending on the equipment.

Technical specifications

Trailer	Crane	Wheels	A	B	C	D	E	F	G	H
FB90D	FB63T(S)	500/50-17	3865-4465	2000-2620	2330	2150	1360	1360	435-1010	690
	FB69T		3865-4465	2000-2620	2330	2150	1450	1450	435-1010	690
	FB73T		3865-4465	2000-2620	2330	2150	1700	1700	435-1010	690
	M65T		3865-4465	2000-2620	2330	2150	1600	2000	435-1010	690
	M69T		3865-4465	2000-2620	2330	2150	1650	1600	435-1010	690
	M75T		3865-4465	2000-2620	2330	2150	1850	1850	435-1010	690
	P65		3865-4465	2000-2620	2330	2150	2000	1800	435-1010	690
	P67T		3865-4465	2000-2620	2330	2150	1800	1650	435-1010	690
	P75T		3865-4465	2000-2620	2330	2150	2000	2000	435-1010	690
FB100 FB100-2WD	FB63T(S)	500/50-17	3955-4580	1175-2035	2330	2200	1345	1360	454-946	625
	FB69T		3955-4580	1175-2035	2330	2200	1345	1450	454-946	625
	FB73T		3955-4580	1175-2035	2330	2200	1345	1700	454-946	625
	M69T		3955-4580	1175-2035	2330	2200	1345	1650	454-946	625
	M75T		3955-4580	1175-2035	2330	2200	1345	1850	454-946	625
	P75T		3955-4580	1175-2035	2330	2200	1345	2000	454-946	625
FB120D FB120D-2WD	FB69T	600/50-22.5	4165-5060	2360-2420	2635	2455	1585	1450	600-970	700
	FB73T		4165-5060	2360-2420	2635	2455	1585	1700	600-970	700
	M69T		4165-5060	2360-2420	2635	2455	1585	1650	600-970	700
	M75T		4165-5060	2360-2420	2635	2455	1585	1850	600-970	700
	Mv78T		4165-5060	2360-2420	2635	2455	1585	1850	600-970	700
	Mv94T		4165-5060	2360-2420	2635	2455	1585	1850	600-970	700
	P82T		4165-5060	2360-2420	2635	2455	1585	1850	600-970	700

*Measurements may vary depending on the equipment.

Technical characteristics | Trailer (standard equipment)

Parameter / Model	FB30D	FB50D	FB50	FB60	FB70	FB70-2WD	FB90	FB90-2WD	FB90D	FB100	FB100-2WD	FB120D-2WD
Permissible total weight*, kg	5 000	7 000	6 300	7 550	9 000	9 000	11 300	11 300	11 300	13 000	13 000	16 000
Loading capacity, kg	3 000	5 000	5 000	6 000	7 000	7 000	9 000	9 000	9 000	10 000	10 000	12 000
Load area, m²	0.9	1.6	1.4	1.75	1.9	1.9	2.0	2.0	2.0	2,2	2.2	2.45
Weight *, kg	1000	1200	820	1 000	1 300	1 300	1 600	1 800	1 600	1 700	1 900	2 700
Load length, m	3.3	3.7	3.0	3.0	3.8	3.8	3.8	3.8	3.8	4.0-4.6	4.0-4.6	4.2
Frame, mm	140x60	140x80	120x120	120x120	140x140	140x140	160x160	160x160	160x80	160x160	160x160	200x100
Wheels	11.5/80-15.3	400/60-15.5	11.5/80-15.3	11.5/80-15.3	11.5/80-15.3	400/60-15.5	400/60-15.5	400/60-15.5	400/60-15.5	400/60-15.5	500/50-17	500/50-17
Hydraulic drawbar steering	-				1 cylinder		2 cylinders					
Hydraulic support legs	Telescopic		Foldable		Telescopic							Foldable
Bunks / Stakes	4 / 8	4 / 8	2 / 4	2 / 4	3 / 6	3 / 6	3 / 6	3 / 6	4 / 8	3 / 6	3 / 6	4 / 8

*Weights may vary depending on the equipment and brake system

Accessories

We offer a wide range of timber grapples and bulk material buckets to meet different needs. Two winch models with radio control as standard. An Independent hydraulic system is available for all our forest trailers to ensure the necessary oil flow to operate the crane. 3-P attachments are offered in three different sizes to mount forestry cranes on agricultural tractors.

Technical characteristics | Grapples

Parameter/Model	FB120	FB160	FB160S	FB190	FB190S	FB190WF	FB210	FB210S	FB260	KG180	FB120V
Type	Timber	Timber	Brash	Timber	Brash	Timber	Timber	Brash	Timber	Clamshell	Clamshell
Max. grip area, m²	0.12	0.16	0.16	0.19	0.19	0.19	0.21	0.21	0.26	-	-
Max. grip width, mm	909	1010	1024	1200	1270	1200	1243	1319	1370	1340	1200
Min. grip width, mm	42	50	50	50	50	50	73	73	50	-	-
Jaw force, kN	6.9	7.5	7.5	9	9	9	7.4	7.4	12.5	-	15
Height, mm	357	402	401	416	416	380	487	495	425	649	730
Width, mm	529	620	618	683	683	683	755	753	775	700	840
Depth, mm	274	271	271	272	272	350	351	421	360	635	660
Hydraulic cylinder, mm	Ø60x25	Ø70x30	Ø70x30	Ø73x32	Ø70x32	Ø73x32	Ø80x40	Ø80x40	Ø80x40	Ø73x32	Ø100x40
Weight, kg	40	55	60	68	73	81	110	114	115	116	125
Material	Domex650	Domex650	Domex650	Domex650	Domex650	Domex650	Domex650	Domex650	Domex650	S355	Domex650
Coupling, mm	Ø49.7	Ø49.7	Ø49.7	Ø49.7	Ø49.7	Flange / Adapter	Flange / Adapter	Flange / Adapter	Flange / Adapter	Ø49.7	Flange / Adapter

Technical characteristics | Add-on buckets (without grapple)

Parameter/Model	B120 (for FB120)	B160 (for FB160, FB160S)	B190 (for FB190, FB190S)	B190W (for FB190WF)	B260 (for FB260)
Volume, L	80	110	120	120	150
Height, mm	394	463	566	463	525
Width, mm	485	561	610	610	690
Depth, mm	567	582	600	600	600
Weight, kg	26	33	35	37	44

Technical characteristics | Winches

Parameter/Model	FB800*	1410KPL
Pull force, kp	800	1400
Pull speed, m/s	0.55	0.45
Pull wire length, m	35	35
Pull wire diameter, mm	Ø5	Ø6
Radio control	Standard	Standard
Data corresponds to pressure - 175 bar, oil flow - 40 l/min (*20 l/min)		

Accessories



Grapple FB120



Grapple FB160



Brush Grapple FB160S



Grapple FB190



Brush Grapple FB190S



Grapple FB190WF



Grapple FB210



Brush Grapple 210S



Grapple FB260



Round Bale Grapple FB160



Grapple-Bucket KG180



Add-On Bucket Kit



Winch 1410KPL



Winch FB800



3P Attachment CAT. I



3P Attachment CAT. II



3P Attachment CAT. III



Independent Hydraulic
system for 3P Attachm.



Fuel Tank Holder



Insert Plates

Technical data

Trailer accessories

Trailer accessories and options													
Parameter / Model	FB30D	FB50D	FB50	FB60	FB70	FB70-2WD	FB90	FB90-2WD	FB90D	FB100	FB100-2WD	FB120D	FB120D-2WD
Wheels													
11.5/80-15.3 10PR, Road profile	●	-	●	●	●	-	-	-	-	-	-	-	-
12.5/80-15.3 14PR, Road profile	-	-	o	o	o	-	-	-	-	-	-	-	-
400/60-15.5 14PR, Road profile	-	-	-	o	o	-	●	-	●	●	-	-	-
400/60-15.5 14PR, Traction profile	-	●	-	o	o	●	o	●	o	o	-	-	-
480/45-17 14PR, Traction profile	-	o	-	-	-	-	o	-	o	-	-	-	-
500/50-17 18PR, Traction profile	-	-	-	-	-	-	o	-	o	o	●	●	●
500/45-22.5 16PR, Traction profile	-	-	-	-	-	-	-	-	-	o	-	-	-
550/45-22.5 16PR, Traction profile	-	-	-	-	-	-	-	-	-	o	-	o	o
600/50-22.5 16PR, Traction profile	-	-	-	-	-	-	-	-	-	-	-	o	o
Brakes													
Overrun	o	o	o	o	o	-	o	-	o	-	-	-	-
Overrun + Hydraulic	-	-	o	o	o	-	o	-	o	-	-	-	-
Hydraulic (2 wheels)	o	●	o	o	o	o	o	o	o	o	o	-	-
Hydraulic (4 wheels)	-	-	o	o	o	o	o	o	o	o	o	o	-
Pneumatic (2 wheels)	o	o	o	o	o	o	o	o	o	-	o	-	o
Pneumatic (4 wheels)	-	-	o	o	o	o	o	o	o	o	o	●	o
Pneumatic (4 wheels), 40 km/h approved	-	-	-	-	o	o	o	-	o	o	-	o	-
Independent hydraulic system													
System with PTO mounted pump	o	o	o	o	o	o	o	o	o	o	o	o	o
System with drawbar mounted pump	o	o	o	o	o	o	o	o	o	o	o	o	o
Other accessories													
Extra bunks	-	-	o	o	o	o	o	o	-	-	-	-	-
"Easy-fit" bunks	-	-	o	o	o	o	o	o	o	o	o	-	-
Pair of stakes	o	o	o	o	o	o	o	o	o	o	o	o	o
Rear support bunk with integrated LED lights	●	●	-	-	-	-	-	-	-	-	-	-	-
Frame extension with integrated LED lights	-	-	o	o	o	o	o	o	o	●	●	o	o
Reg. plate light protection bar	●	●	o	o	o	o	o	o	o	o	o	o	o
Stake holder for 1m wood transportation	●	●	-	-	o	o	o	o	●	-	-	●	●
Toolbox	-	o	o	o	o	o	●	●	●	●	●	o	-
Toolbox cover	-	o	o	o	o	o	o	o	●	-	-	-	-
Grapple holder	-	o	o	o	o	o	o	o	o	-	-	-	-
Operators' platform with ladder	-	o	o	o	o	o	o	o	o	o	o	o	o
Operators' platform with seat	-	o	o	o	o	o	o	o	o	o	o	o	o
Parking leg	o	o	o	o	o	-	o	-	o	o	-	-	-
Parking leg with adjustable height	o	o	o	o	o	o	o	o	o	o	o	o	o
Parking wheel with adjustable height	o	o	o	o	o	o	o	o	o	o	o	-	-

● standard o option - not available

Technical data

Trailer accessories

Trailer accessories and options													
Parameter / Model	FB30D	FB50D	FB50	FB60	FB70	FB70-2WD	FB90	FB90-2WD	FB90D	FB100	FB100-2WD	FB120D	FB120D-2WD
Other accessories													
Block valves for support legs	o	o	o	o	o	o	o	o	o	o	o	●	●
Fuel tank holder	o	o	o	o	o	o	o	o	o	o	o	o	o
Protective plates for support legs	o	o	o	o	o	o	o	o	o	o	o	-	-
Wheel support set	o	o	o	o	o	o	o	o	o	o	o	o	o
Connection first pair of stakes to the gates	-	-	o	o	o	o	o	o	o	-	-	-	-
Stakes extension	o	o	o	o	o	o	o	o	o	o	o	o	o
Plywood floor lining	o	o	-	-	-	-	-	-	o	-	-	o	o
Wheel drive with hydraulic motors	-	-	-	-	-	●	-	●	o	-	●	o	●
Insert plates	o	o	o	o	o	o	o	o	o	o	o	o	o

● standard o option - not available

Crane accessories / FB Line

Crane accessories and options										
Parameter / Model	FB42L	FB47L	FB51	FB51L	FB53T	FB63T	FB63TS	FB69T	FB73T	
Valve block										
Mechanical CRV60/7A (60 l/min)	●	●	●	●	–	–	–	–	–	
Mechanical CRV60/8A (60 l/min)	–	–	–	–	●	●	●	●	–	
Mechanical 4/8 XYZ, Hydrocontrol (60 l/min)	–	–	–	–	○	○	○	○	–	
Mechanical CRV80/8A (80 l/min)	–	–	–	–	–	–	–	○	●	
Mechanical CRV60/8–E, 2 x El. On/Off (60 l/min)	–	–	–	–	○	○	○	○	–	
Mechanical 2/8 On/Off Hydrocontrol (60 l/min)	–	–	–	–	○	○	○	○	–	
Mechanical 2/8 On/Off (80 l/min)	–	–	–	–	–	–	–	○	○	
Mechanical 2–Lever, Lightweight, 4 x El. On/Off HCTR55/4	○	○	○	○	○	○	○	○	○	
Prehydraulic with Joysticks	–	–	–	–	○	○	○	○	○	
Full electric with Joysticks	–	–	–	–	○	○	○	○	○	
Radio control Scanreco®, Autec	○	○	○	○	○	○	○	○	○	
Winch										
FB800 with radio control	○	○	○	○	○	–	–	–	–	
1410 KPL with radio control	–	○	–	○	○	○	○	○	○	
Grapple										
Grapple FB120 (0.12 m³)	●	–	–	–	–	–	–	–	–	
Grapple FB160 (0.16 m³)	○	●	●	●	●	●	●	–	–	
Brush grapple FB160S (0.16 m²)	○	○	○	○	○	○	○	–	–	
Grapple FB190 (0.19 m³)	–	–	–	○	–	○	○	●	○	
Brush grapple FB190S (0.19 m²)	–	–	–	○	–	○	○	○	○	
Grapple FB190WF (0.19 m³)	–	–	–	○	–	○	○	○	●	
Grapple FB210 (0.21 m³)	–	–	–	–	–	–	–	○	○	
Brush grapple FB210S (0.21 m²)	–	–	–	–	–	–	–	○	○	
Grapple FB260 (0.26 m³)	–	–	–	–	–	–	–	○	○	
Clamshell bucket KG180 (0.11 m³)	○	○	○	○	○	○	○	○	○	

● standard o option - not available

Technical data

Crane accessories / FB Line

Crane accessories and options									
Parameter / Model	FB42L	FB47L	FB51	FB51L	FB53T	FB63T	FB63TS	FB69T	FB73T
Grapple									
Clamshell bucket FB120V (0.12 m³)	-	-	-	-	-	-	-	o	o
Add-on bucket for grapple	o	o	o	o	o	o	o	o	o
Other accessories									
3 ton rotator	●	●	●	●	●	●	●	●	o
4 ton rotator	-	-	-	-	-	-	-	o	●
4 ton flange rotator	-	-	-	-	-	-	-	o	o
Rotator link without brake	●	●	●	-	-	-	-	-	-
Rotator link with brake	o	o	o	●	●	●	●	●	●
Protection plate for lifting cylinder	o	o	o	o	o	o	o	o	o
LED work light on crane boom	o	o	o	o	o	o	o	o	o
LED work light on crane pillar	o	o	o	o	o	o	o	o	o
Chainsaw holder	o	o	o	o	o	o	o	o	o
Connection of hydr. hoses on pillar	o	o	o	o	o	o	o	●	●
Shut-off valve for lifting cylinder	o	o	o	o	o	o	o	o	o
Supply pressure monometer	o	o	o	o	o	o	o	o	o
Valve block cover <FTG>	o	o	o	o	o	o	o	o	o
3-Point attachment									
A-frame type, CAT. I	o	o	o	-	o	-	-	-	-
A-frame type, CAT. II	-	-	-	o	-	o	o	o	-
Flap-Down type, CAT. II	-	-	-	-	-	o	o	o	o
Flap-Down type, CAT. III	-	-	-	-	-	-	o	o	o
Independent hydr. system for 3-P attachment	o	o	o	o	o	o	o	o	●
Block valve for telescopic support legs	o	o	o	o	o	o	o	o	●

● standard o option - not available

Crane accessories / M Line

Crane accessories and options					
Parameter / Model	M65T	M69T	M75T	Mv78T	Mv94T
Valve block					
Mechanical CRV60/8A (60 l/min)	●	●	●	-	-
Mechanical CRV80/8A (80 l/min)	-	o	o	●	●
Mechanical CRV60/8-E, 2 x EL. On/Off (60 l/min)	o	o	o	-	-
Mechanical 2/8 On/Off Hydrocontrol (60 l/min)	o	o	o	-	-
Mechanical 2/8 On/Off (80 l/min)	-	-	o	o	o
Mechanical 2-Lever, Lightweight, 4 x EL. On/Off HCTR55/4	o	o	o	o	o
Prehydraulic with Joysticks	o	o	o	o	o
Full electric with Joysticks	o	o	o	o	o
Radio control Scanreco®, Autec	o	o	o	o	o
Winch					
1410 KPL with radio control	o	o	o	o	o

● standard o option - not available

Technical data

Crane accessories / M Line

Crane accessories and options					
Parameter / Model	M65T	M69T	M75T	Mv78T	Mv94T
Grapple					
Grapple FB160 (0.16 m²)	●	●	○	○	○
Brush grapple FB160S (0.16 m²)	○	○	○	○	○
Grapple FB190 (0.19 m²)	○	○	●	○	○
Brush grapple FB190S (0.19 m²)	○	○	○	○	○
Grapple FB190WF (0.19 m²)	○	○	○	○	○
Grapple FB210 (0.21 m²)	○	○	○	○	○
Brush grapple FB210S (0.21 m²)	○	○	○	○	○
Grapple FB260 (0.26 m²)	-	-	○	●	●
Clamshell bucket KG180 (0.11 m³)	-	○	○	○	○
Clamshell bucket FB120V (0.12 m³)	-	○	○	○	○
Add-on bucket for grapple	○	○	○	○	○
Other accessories					
3 ton rotator	●	●	-	-	-
4 ton rotator	-	-	●	-	-
4 ton flange rotator	-	-	○	-	-
6 ton flange rotator	-	-	-	●	●
Rotator link without brake	●	●	-	-	-
Rotator link with brake	○	○	●	-	-
Rotator link with double brake	-	○	○	●	●
Protection plate for lifting cylinder	-	-	-	○	○
LED work light on crane boom	○	○	○	○	○
LED work light on crane pillar	○	○	○	○	○
Chainsaw holder	○	○	○	○	○
Connection of hydr. hoses on pillar	●	●	●	●	●
Shut-off valve for lifting cylinder	○	○	○	○	○
Supply pressure monometer	○	○	○	○	○
Valve block cover <FTG>	○	○	○	○	○
3-Point attachment					
A-frame type, CAT. I	○	-	-	-	-
A-frame type, CAT. II	-	○	-	-	-
Flap-Down type, CAT. II	-	○	○	-	-
Flap-Down type, CAT. III	-	-	○	○	○
Independent hydr. system for 3-P attachment	○	○	○	○	○
Block valve for telescopic support legs	○	○	○	○	○

Crane accessories / P Line

● standard ○ option - not available

Crane accessories and options						
Parameter / Model	P52	P57	P65	P67T	P75T	P82T
Valve block						
Mechanical CRV60/7A (60 l/min)	●	●	●	-	-	-
Mechanical CRV60/8A (60 l/min)	-	-	-	●	●	●
Mechanical CRV80/8A (80 l/min)	-	-	-	-	○	○

● standard ○ option - not available

Technical data

Crane accessories / P Line

Crane accessories and options						
CRANE	P52	P57	P65	P67T	P75T	P82T
Valve block						
Mechanical CRV60/8-E, 2 x El. On/Off (60 l/min)	o	o	o	o	o	o
Mechanical 2/8 On/Off Hydrocontrol (60 l/min)	-	-	-	o	o	o
Mechanical 2/8 On/Off (80 l/min)	-	-	-	-	o	o
Mechanical 2-Lever, Lightw, 4 x El. On/Off HCTR55/4	o	o	o	o	o	o
Pre hydraulic with Joysticks	o	o	o	o	o	o
Full electric with Joysticks	o	o	o	o	o	o
Radio control Scanreco®, Autec	o	o	o	o	o	o
Winch						
1410 KPL with radio control	o	o	o	o	o	o
Grapple						
Grapple FB120 (0.12 m²)	o	o	-	-	-	-
Grapple FB160 (0.16 m²)	●	●	●	●	o	o
Brush grapple FB160S (0.16 m²)	o	o	o	o	o	o
Grapple FB190 (0.19 m²)	-	-	-	o	●	●
Brush grapple FB190S (0.19 m²)	-	-	-	o	o	o
Grapple FB190WF (0.19 m²)	-	-	-	o	o	o
Grapple FB210 (0.21 m²)	-	-	-	o	o	o
Brush grapple FB210S (0.21 m²)	-	-	o	o	o	o
Grapple FB260 (0.26 m²)	-	-	-	-	o	o
Clamshell bucket KG180 (0.11 m³)	o	o	o	o	o	o
Clamshell bucket FB120V (0.12 m³)	o	o	o	o	o	o
Add-on bucket for grapple	o	o	o	o	o	o
Other accessories						
3 ton rotator	●	●	●	●	●	o
4 ton rotator	-	-	-	-	o	●
4 ton flange rotator	-	-	-	-	o	o
Rotator link without brake	●	●	o	o	o	o
Rotator link with brake	o	o	●	●	●	●
Protection plate for lifting cylinder	-	-	-	-	-	-
LED work light on crane boom	o	o	o	o	o	o
LED work light on crane pillar	o	o	o	o	o	o
Chainsaw holder	o	o	o	o	o	o
Connection of hydr. hoses on pillar	o	o	o	o	o	o
Shut-off valve for lifting cylinder	o	o	o	o	o	o
Supply pressure monometer	o	o	o	o	o	o
Valve block cover <FTG>	o	o	o	o	o	o
3-Point attachment						
A-frame type, CAT. I	o	o	-	-	-	-
A-frame type, CAT. II	o	o	o	o	o	-
Flap-Down type, CAT. III	-	-	-	-	-	o
Independent hydr. system for 3-P attachment	o	o	o	o	o	o
Block valve for telescopic support legs	o	o	o	o	o	o

● standard o option - not available

A word from the Engineer



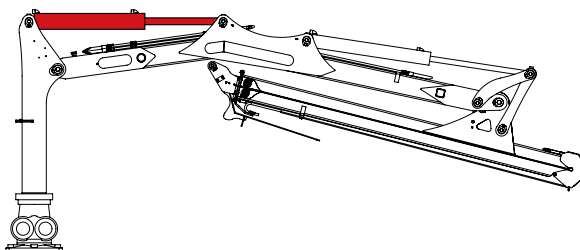
Three departments are involved in the product development process. The first one is the sales managers who gather information and preferences from customers, then our team of engineers who are responsible for the technical implementation. And colleagues in the manufactory, who can submit their suggestions for improvement in the last stage of production.

Of course, the most interesting thing is to develop a new product, to find a fundamentally new solution that will need to be implemented. However, such projects take a long time, almost a year. The other part of the job is continuous product improvement based on customer comments or requests. Such tasks start immediately and take just a month or two to reach the end-user.

What is interesting about our work is that the needs for trailers and cranes are different in each country's market. It is determined by traditions, habits, and natural circumstances. Scandinavians, for example, cut tall and light pine, and in Germany they may want to transport a thick, old oak that is several times heavier. Also, the Scandinavian forester is used to work only in the tractor cab, while the German or Austrian will continue to work outdoors on the operator's platform. So when you buy a Källefäll trailer and crane, you can complete it as you like, just like when buying a new car.

Also we are happy that we have our FTG colleagues in Sweden, who are developing similar products. By sharing experience and know-how, we ensure a broader approach and better quality.

The frequently asked question "which trailer is the best choice?" Our product range includes trailers from 3 to 12 tons, cranes up to 9.4 meters reach. So everyone can find the right one for their needs.



- Renald Kalinkin

FTG Baltic Development Manager

The Källefäll Story



Ingrid Thunström with FTG Baltic MD Eglė Rakštienė at Källefäll farm in March 2022.



Källefäll farm around 1920

**Källefäll's name means
falling water or
waterfall from a spring**



The Källefäll story started in 1786 on a farm named Källefäll in Sweden, near lake Vättern. Also, there was a river with a waterfall which waterpower was used for a copper hammer till there was enough copper locally.

Von Essen – was the family name that started the Källefäll history. The farm owners had a lot of challenges and worked in various agricultural fields, like dairy or fishing farms, ironworks, growing fruits, and working in the forest. The von Essen family was smart and active, so they even made an impact on the local city's development.

The Källefäll forest machinery company was started by Ingrid and Anders Thunström. Ingrid grew up on the Källefäll farm and worked in an agricultural consulting company. But destiny had other plans and she and her husband Anders decided to establish the forest machinery company in 1993.

Anders became Managing Director and was also the designer. Ingrid worked as a salesman. They had a couple of more colleagues and started to run the Källefäll business.

All products were robust. The radio operated winch became very popular for safety reasons.

The company was growing and it needed to compete with more established brands. Thus they got in contact with Lennart Jacobsson at the Swedish Embassy in Lithuania. Through him, they got contact with the father of the current FTG Baltic MD, Eglė Rakštienė. His name was Dr. Vygintas Geležiūnas. He was Chief Engineer at an electronic company in Vilnius, Lithuania. And these connections were the start for the FTG Baltic company, which is developing the Källefäll brand today.

Certifications



Management System Certification

Businesses today face a wide range of risks – and opportunities. Management system certification enables companies to improve organizational performance and protect reputation. Modern management systems are designed to be flexible and built to the organization's specific needs. In this context, certification becomes a valuable tool to target continuous improvement in a specific area as well as mitigate risk across the organization.

FTG Baltic UAB is certified in three areas. In Quality Management (ISO 9001), in Environmental Management (ISO 14001) and now also in Health & Safety Management (ISO 45001)

Quality Management System (ISO 9001)

The purpose of the ISO 9001 certification process is to help develop a robust Quality Management System (QMS) that drives continual improvement. .

Environmental Management System (ISO 14001)

ISO 14001 certification encourages a lifecycle view of products and services. This helps to identify demand for new products, integrate circular economy principles into design and development, and assess the environmental impact of those products.

Health & Safety Management System (ISO 45001)

ISO 45001 is the new international certification standard in Occupational Health and Safety Management Systems (OHSMS).

The new standard expands its scope beyond physical safety to encompass the psychological dangers of burnout, harassment and stress-related illness. It also includes less obvious hazards such as repetitive strain injuries and back pain common in office environments.

**ISO 9001
ISO 14001
ISO 45001**

**BUREAU VERITAS
Certification**





 **FTG | KÄLLEFALL**

www.ftgkallefall.com

Dealer